

CEFONE



Switch Dream Into Reality

300x
450mm


300x
600mm

2022


DIGITAL WALL TILES



L




HL



D



L




HL



D



L




HL



D





L



HL



D






L

HL


D

2030







L




HL




D




L




HL




D



2035





L




HL-2



D





L



HL



D




L




HL



D



L




HL-2




D



L




HL-3



D



L




HL



D





L



HL



D



L



D-2



D-1




L



HL



D




L




HL




L



L



HL



D




L



HL



D



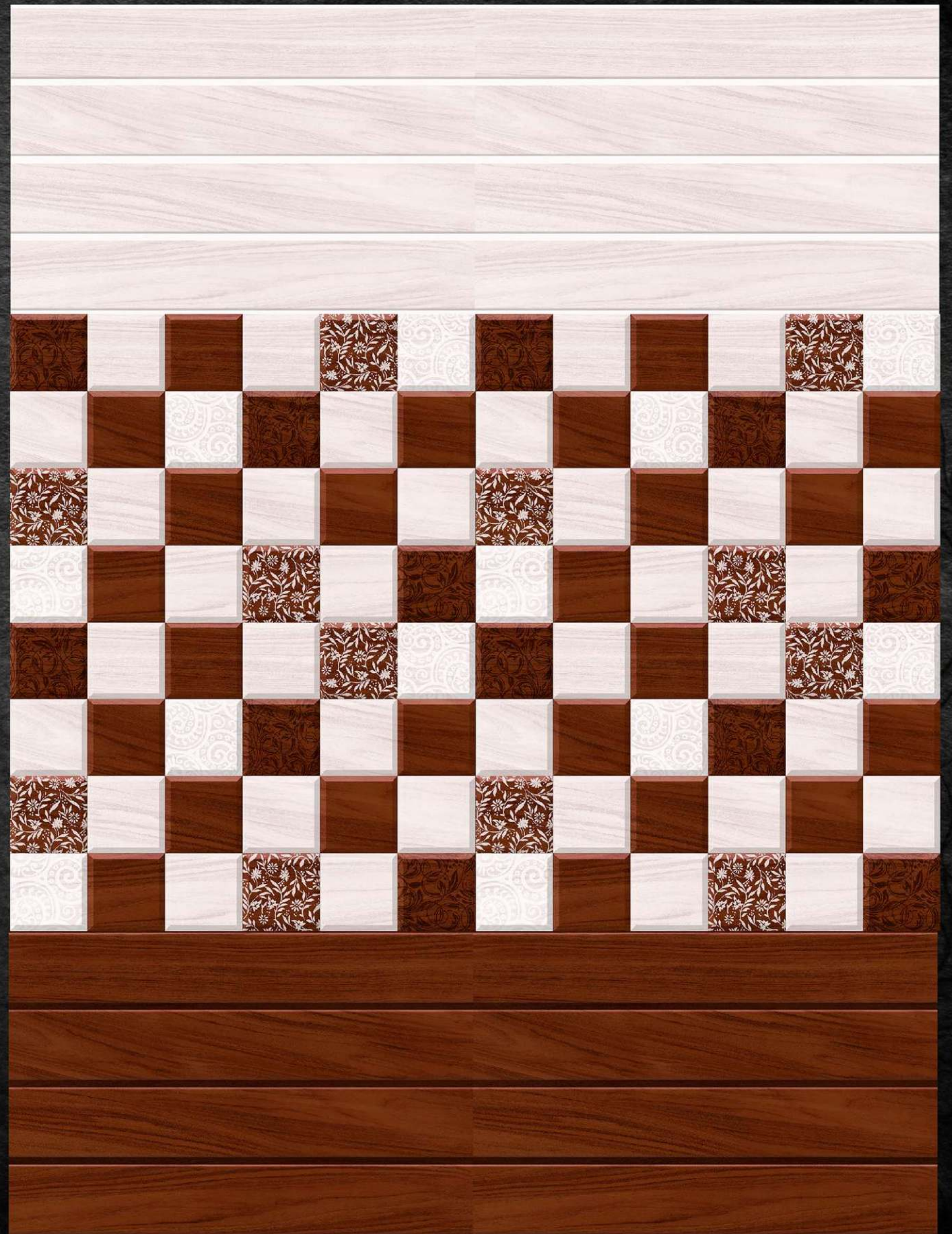

L




HL



D




L




HL



D




L




HL



D




L




HL-(R)




D




L





HL



L



2087




L



HL-2



L








2088

L

HL

L

2088






L


HL-5

L


2090




L




HL



L




2090



L





HL




L




2092





L



HL



D








L


HL

L

2095



L




HL



D




L



HL




D




2098

L



HL2

D






2100

L

HL

D





2100

L


HL

D




2102


L



HL



D



2104


L



HL



D






2110

L


HL

D



2112




L



HL-2



D




L



HL




D



2117


L



HL




D



2118

L



HL



D





L

HL

D

2124



L



HL



D



2125


L




HL



D



2126




L



HL




D




2127


L




HL




D



2129



L



HL-2




L



2130



L



HL-1




L



2130



L



HL



D



2133


L



HL




L



2136



L



HL



L



2138


L



HL



D



2144


L



HL




D



2146


L



HL




L



2147

L



HL



D



2149


L



HL



L



RANDOM MARBLE

2155



L

HL

L



RANDOM WOOD & HL



L



HL



D



2158



L



HL



D




L



HL



D



2161

FINISHES

MATT

SIZE

300X450MM

Technical Specification

CHARACTERISTICS	CEFONE STANDARDS EN-159/IS 13753	VALUE
DIMENSION & SURFACE QUALITY		
1) Dimension	±0.5%	±0.2%
2) Deviation in Thickness	±0.6 mm	±0.2 mm
3) Straightness of sides	±0.3	±0.2%
4) Rectangularity	±0.5%	±0.3%
5) Surface Fitness	±0.5%	±0.3%
6) Surface Quality	Min 95%	Min 96%
PHYSICAL PROPERTIES		
3) Scratch hardness (Mohs)	Min 3	Min 3
4) Crazing	1 Cycle	No Crazing at 5 Cycles
CHEMICAL PROPERTIES		
1) Staining Resistance 2) Household Chemical	Min Class 2 Min Class B	Resistance to all Acids and Alkalies & Household Chemicals, except Hydro Flouric Acid
THERMAL PROPERTIES		
1) Thermal Shock 2) Thermal Expansion	Resistant to 10 Cycles Max-9E-06	CONFORMS CONFORMS

Packing Detail

Sr. No.	Size	Thickness(mm) approx.	Pieces Per Box	Area/Box Sq. Mtr.	Wt./Box Kgs. (Aprx)
1.	300mm x 450mm	8.2	6 - Piece	0.81	11.3

CEFONE



Switch Dream Into Reality

CEFONE CERAMIC



+91 98254 80254



info@cefone.com



Survay No.59-60, Opp. Old Pipli Village,
Jetpar Road, Morbi(Guj.) 363641